

BETTLES, MILES & HOLLAND

Estate Agents - Valuers

Registered Office: 15 SEAVIEW STREET, CLEETHORPES, NORTH EAST LINCOLNSHIRE, DN35 8EU

Telephone: (01472) 691455 / 698698

Email: info@bmhestateagents.co.uk

To view our Properties on the Internet:

www.bmhestateagents.com

www.rightmove.co.uk

www.onthemarket.com

www.zoopla.co.uk

PROPERTY FOR SALE

29 GOLF COURSE LANE, WALTHAM GRIMSBY

PURCHASE PRICE £439,950 FREEHOLD



VIEWING

By appointment with this office

COUNCIL TAX BAND

D

PURCHASE PRICE

£439,950

TENURE

We understand the property to be Freehold and this is to be confirmed by the solicitors



Find us on Facebook
BMH Estate Agents & Property Management Limited
Registered in England No. 4782567



29 GOLF COURSE LANE, WALTHAM GRIMSBY

****PART EXCHANGE CONSIDERED****

Nestled in the prestigious area of Golf Course Lane, Waltham, this stunning four-bedroom semi-detached house offers an exceptional living experience in a sought-after location. The property boasts an inviting entrance hall that leads to a convenient WC, setting the tone for the well-designed layout.

At the heart of the home is a fabulous kitchen/living/dining room, perfect for both entertaining and family gatherings. This spacious area is complemented by a separate dining room, providing ample space for formal meals. Additionally, a utility room enhances the practicality of the home, making daily chores a breeze.

The first floor features three generously sized double bedrooms, ensuring comfort and privacy for all family members. A well-appointed bathroom serves this level, while the second floor offers a delightful double bedroom complete with a modern shower room, ideal for guests or older children seeking their own space.

Outside, the property is equally impressive, with well-maintained gardens that provide a tranquil retreat. A detached double garage offers secure parking, and there is ample parking space for up to three vehicles, making it perfect for families or those who enjoy hosting visitors.

This semi-detached home offers the size and feel of a detached property, all while being turnkey ready. With its prime location and stunning features, this residence is a rare find in the market. Don't miss the opportunity to make this beautiful house your new home.

ENTRANCE HALL

Through a composite front door into the hall with oak staircase to the first floor accommodation, a central heating radiator with a fretwork cover. A u.PVC double glazed window, luxury vinyl tiles to the floor, spotlights and coving to the ceiling. There is an under stairs cupboard with a light.



WC

4'11 x 2'2 (1.50m x 0.66m)

Comprising of a white toilet, a corner vanity sink with a chrome mixer tap. A central heating radiator, luxury vinyl tiles to the floor and spotlights to the ceiling.

29 GOLF COURSE LANE, WALTHAM GRIMSBY

LOUNGE

18'8 x 9'10 (5.69m x 3.00m)

The lounge with a u.PVC double glazed window to the front and u.PVC double glazed French doors leading into the garden. A central heating radiator, a wall mounted electric coal effect fire, a light and coving to the ceiling.



LOUNGE



29 GOLF COURSE LANE, WALTHAM GRIMSBY

KITCHEN/LIVING/DINING ROOM

30'1 x 10'8 (9.17m x 3.25m)



KITCHEN/LIVING/DINING AREA



KITCHEN/DINING AREA

This stunning kitchen features elegant matt Smooth Pebble wall and base units, complemented by a striking row of contrasting stone wall units above the hob. Premium granite work surfaces and a Quooker tap add both luxury and practicality, alongside an induction hob, housed electric oven, microwave, and warming plate. A sleek mirrored splash back enhances the sense of space, while the working island—finished with matt Anthracite units—offers additional functionality. The kitchen also benefits from an integrated dishwasher and fridge/freezer, a uPVC double-glazed window and French doors that fill the room with natural light, and luxury vinyl tiles underfoot. Spotlights to the ceiling complete this beautifully designed, contemporary space.



KITCHEN/DINING AREA



LIVING AREA



DINING ROOM

10'3 x 8'8 (3.12m x 2.64m)

With a u.PVC double glazed window to the front, a central heating radiator, luxury vinyl tiles to the floor, spotlights and coving to the ceiling.



UTILITY ROOM

8'5 x 8'8 (2.57m x 2.64m)

LANDING

Up the oak staircase to the first floor accommodation where doors to all rooms lead off, u.PVC double glazed windows to the front and rear, a central heating radiator and spotlights to the ceiling.



BEDROOM 1

18'8 x 9'10 (5.69m x 3.00m)

This spacious double bedroom enjoys plenty of natural light thanks to its dual-aspect uPVC double-glazed windows. It features an excellent range of fitted wardrobes, a matching dressing table, and two bedside tables, offering ample storage and style. The room is completed with a central heating radiator, ceiling coving, and a modern light fitting.



BEDROOM 2

14'6 x 12'3 (4.42m x 3.73m)

A beautifully presented second double bedroom featuring a uPVC double-glazed window, a comprehensive range of fitted wardrobes, a matching dressing table and chest of drawers. The room is finished with a central heating radiator, ceiling coving, and a modern light fitting.



BEDROOM 3

14'6 x 7'1 (4.42m x 2.16m)

Another double bedroom with a u.PVC double glazed window, a central heating radiator, a light and coving to the ceiling.



BATHROOM

7'5 x 7'0 (2.26m x 2.13m)

This stylish bathroom features a modern white suite complete with a sleek P-shaped bath, fitted with contemporary chrome taps, an Aqualisa shower, and a curved glass shower screen. A smart sink unit is elevated on a wooden plinth, paired with a matching toilet for a cohesive look. Natural light flows through the U.PVC double-glazed window, enhancing the elegance of the fully tiled walls and floor. Comfort is ensured with underfloor heating and a white ladder-style radiator, while ceiling spotlights and cleverly designed hidden storage provide both practicality and a refined finish.



LANDING/STUDY

The landing doubles as an elegant study space, featuring a bespoke oak desk with a seamlessly integrated hidden chair for a clean, uncluttered look. A large roof light fills the area with natural daylight, complemented by contemporary ceiling spotlights for evening ambience. Warmth is ensured by a central heating radiator, creating a comfortable and inviting workspace that blends style with practicality.



BEDROOM 4

17'7 x 11'2 (5.36m x 3.40m)

This impressive fourth double bedroom offers excellent natural light, featuring three roof windows that create a bright and inviting atmosphere. Thoughtfully designed to maximise every inch of space, it includes an extensive range of built-in wardrobes, matching bedside cabinets, and a complementary chest of drawers. The room is finished with a central heating radiator and modern ceiling spotlights, providing both comfort and contemporary style.



SHOWER ROOM

10'3 x 9'10 (3.12m x 3.00m)

This stylish bathroom features a spacious walk-in Aqualisa shower, complemented by a contemporary sink unit set upon a sleek wooden plinth and a modern toilet, all finished with elegant chrome fittings. A roof light floods the room with natural brightness, enhancing the fully tiled walls with built-in shelving and the beautifully tiled floor. Comfort is assured with underfloor heating and a white ladder-style radiator, while ceiling spotlights complete the clean, modern aesthetic.



DOUBLE GARAGE

19'9 x 19'9 (6.02m x 6.02m)

The detached double garage with up and over doors, a u.PVC double glazed window and door. Timber stairs up to a boarded out storage area and there is light and power within.



OUTSIDE

The front garden enjoys an open-plan design, with one side laid to lawn and the other finished with attractive decorative stones framed by block-paved edging. The driveway offers convenient off-road parking, and the entrance is enhanced by outside lighting and electrical sockets positioned on either side of the front door. There is also the added benefit of an EV car charging point.

The rear garden is enclosed by a mix of fencing and mature hedging, creating a private outdoor space mainly laid to lawn with wooden sleepers and established planted borders. A patio area provides the perfect spot for outdoor dining, complemented by outside lighting, water taps to both the front and rear, a secure composite side gate. the added benefit of an EV car charging point.



29 GOLF COURSE LANE, WALTHAM GRIMSBY

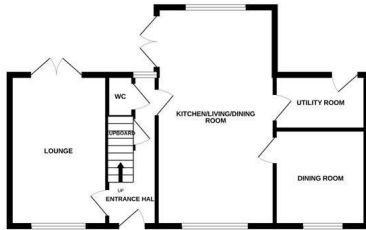
OUTSIDE



OUTSIDE



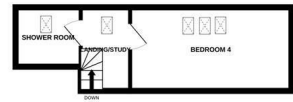
GROUND FLOOR



1ST FLOOR




2ND FLOOR




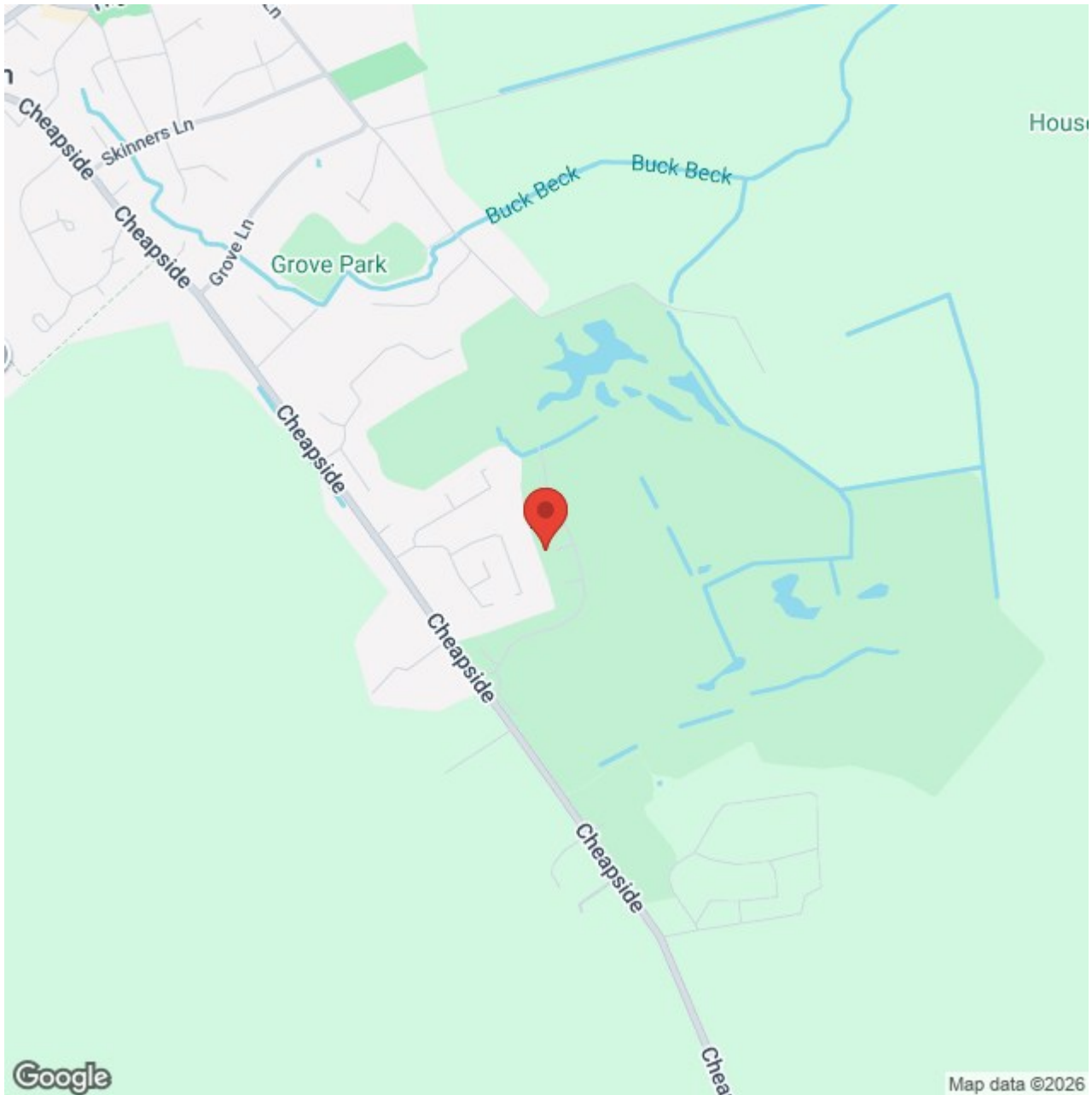
Whilst every attempt has been made to ensure the accuracy of the floorplan contained here, measurements of doors, windows, rooms and any other items are approximate and no responsibility is taken for any error, omission or mis-statement. This plan is for illustrative purposes only and should be used as such by any prospective purchaser. The services, systems and appliances shown have not been tested and no guarantee as to their operability or efficiency can be given.
Made with Metropix ©2026

Energy Efficiency Rating

	Current	Potential
Very energy efficient - lower running costs		
(92 plus) A		
(81-91) B		
(69-80) C	74	81
(55-68) D		
(39-54) E		
(21-38) F		
(1-20) G		
Not energy efficient - higher running costs		
England & Wales	EU Directive 2002/91/EC	

Environmental Impact (CO₂) Rating

	Current	Potential
Very environmentally friendly - lower CO ₂ emissions		
(92 plus) A		
(81-91) B		
(69-80) C		
(55-68) D		
(39-54) E		
(21-38) F		
(1-20) G		
Not environmentally friendly - higher CO ₂ emissions		
England & Wales	EU Directive 2002/91/EC	



ADDITIONAL NOTES

FREE VALUATIONS:

We offer a free valuation with no obligation, just call the office on 01472 698698 and ask for your free valuation, we are flexible with our times.

B.M.H. PROPERTY MANAGEMENT.

We offer a letting/management service:-

Four weekly payments / Regular inspections / credit checks / Our monthly fee is 12% **Inclusive of VAT** (i.e. 10% + V.A.T.) Call us if you are interested.

MORTGAGE ADVICE

WE CAN OFFER INDEPENDENT MORTGAGE ADVICE

Our local broker James Welham can help you find the best mortgage to suit you providing personal face to face expert advice either at our office or in the comfort of your own home.

Contact our office for further details on 01472 698698 or speak to James Welham directly on 07710 548 379 or james@jdwassociates.co.uk.

Bettles, Miles and Holland Estate Agents is an introducer to JDW Associates, which is an appointed representative of Lakeside Wealth Management Limited, which is authorised and regulated by the Financial Conduct Authority 458204.

YOUR HOME MAY BE REPOSSESSED IF YOU DO NOT KEEP UP REPAYMENTS ON YOUR MORTGAGE.

They normally charge a fee of £495 payable on production of offer.

(BMH may recommend the services of James Welham JDW Associates but it is entirely sellers/potential buyers own decision to use the services and they are under no obligation to do so. BMH receive a referral fee/benefits worth £75 per mortgage completion. This has NO effect on the price sellers/potential buyers pay for the Mortgage Advice. It is purely an agreement between BMH and James Welham.)

STATUTORY NOTICE: YOUR HOME IS AT RISK IF YOU DO NOT KEEP UP REPAYMENTS ON A MORTGAGE OR OTHER LOAN SECURED ON IT.

*** ALL MEASUREMENTS STATED ARE APPROXIMATE.**

Please note that none of the apparatus, equipment, whether gas or electrical have been tested and that we cannot verify that they are in full working order. We have done our utmost to provide fair, decent and honest information, we will not accept liability for any errors regarding measurements, council tax band, tenure etc, as they are for your general use only and not to be relied upon. We advise that you make your own enquiries. Should a purchaser require inspections or quotes for works on a property due to survey results, although we are only too pleased to recommend firms, we will not be held responsible for any works carried out before or after completion, or works not detected by the firms in question, they are only recommendations and have no connection with Bettles, Miles & Holland